

AXERA®

12 – 42 m fertilizer spreaders
AXERA 1102 H-EMC



"HIGH PRECISION" AND "HIGH OUTPUT" FERTILIZATION!

AXERA

1102 H-EMC

Stands out from the crowd: Hydraulic drive and EMC weighing system.

Fertilize in line with your objectives! Precision for agronomic and economical reasons, ease of spreading to cover more hectares per day.

Perfectionist and rational, you can't imagine sacrificing the quality of your fertilizer distribution on slopes or during acceleration or according to the quality of fertilizer.

The hydraulic disk drive, combined with KUHN's exclusive Electronic Mass Control (EMC concept), is a PRO solution which is rapidly profitable given the cost of fertilizer. Even when you adjust the application rate using ground speed related application rate control or GPS, lateral distribution is impeccable.



KUHN offers solutions for fertilizer spreading while meeting your requirements in terms of:



COST REDUCTIONS



GOOD PRACTICES



COMFORT - QUALITY OF LIFE



PROXIMITY - ADVICE



PEACE OF MIND - SERVICES

Designed for intensive work

3

Fertilizer spreaders must adapt to many different products, at different application rates and different working widths, but with fast and easy adjustment. The H-EMC system, meets these goals and provides comfort at work.



Easy adjustment of working width


The adjustment of the working width is particularly efficient and easily carried out by simply moving the disc underneath the outlet shutters thanks to a graduated scale. At work, the machine is always hitched at the same height and in horizontal position.



Preserve the granules: the key word

Extra-slow agitator rotation (17 min^{-1}) encourages the flow of fertilizer towards the disc without damaging the granules. The slowest rotation rate on the market: this asset is often one of the main conditions for obtaining optimal distribution quality.

Which fertilizer travels furthest and most efficiently: powder or preserved granulate?



Automatic adjustment of the drop point

When the outlets open, the drop point is automatically corrected to preserve the quality of distribution no matter what the application rate or ground speed.

A strong, integrated chassis

With a particularly robust chassis, 3500 kg max. load, the AXERA provides a high level of autonomy.

Its reduced overhang, 53 cm from the ball joints, reduces the load on the rear axle to improve tractor stability.

Spreading at wide working widths creates problems, which the Axera 1102 H-EMC range resolves through its different innovations: field output, easy adjustments and precise distribution.



AIRFIN® deflectors

They prevent flow variations due to fertilizer aspiration. The turbulence generated by the rotating disc has no effect on the flow of fertilizer.



Outlet guide: an exclusivity!

The fertilizer drop point onto the disc determines the working width and distribution. To increase its accuracy, the valve guide follows the flow of fertilizer until it is taken up by the blades, without spilling granulate.



Double blade

A goal to achieve even at wide spreading widths is to obtain a large overlapping area. This ensures less sensitivity to wind or differences in fertiliser. The double blades accelerate the fertiliser: with low application rates, only the rear blades (a) are spreading while at large application rates, blades (b) take out part of the fertiliser and help re-distributing it.

Carbide coating : service life multiplied by 6

Axera fertiliser spreaders are fitted with hard coated pallets as standard. Their service life is multiplied by 6 with regards to conventional pallets. An advantage in terms of evenness and maintenance cost reduction.

Quickfit disc to save time

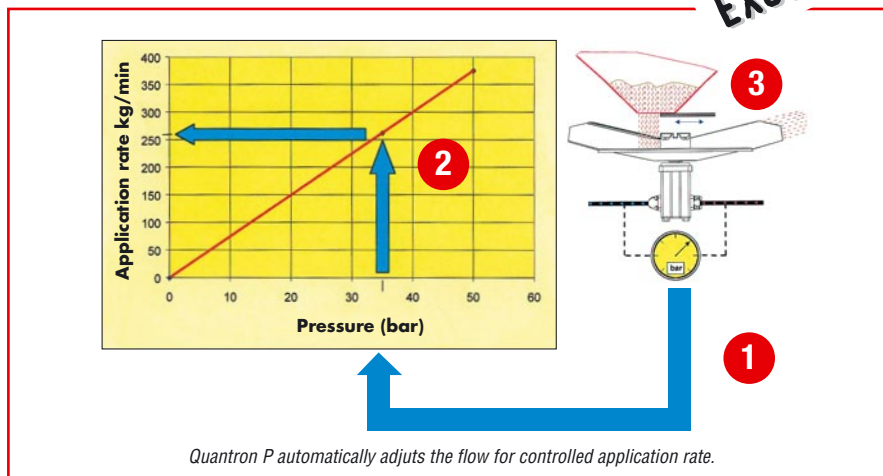
Each disc is removable in a matter of seconds without the need for tools. After removing the disc, the fertiliser can flow freely into the calibration container for the static calibration test or for emptying of the hopper.

Intelligent regulation: Electronic Mass Control

EXCLUSIVE!

5

AXERA H EMC: total control!
The EMC electronic regulation of the AXERA H spreader provides for the first time total control of the application rate/ha and surveillance of each fertiliser spreading outlet. This control takes into account real time fertiliser flow qualities. EMC represents the function of a "Flow check" for solid objects that could cause blockages. A calibration test is no longer required.



- 1 The Quantron P computer analyses for each side the disc speed, the outlet opening and the difference in pressure between the oil inlet and outlet of the hydraulic disc drive.
- 2 The regulation calculates the actual fertiliser application rate and compares it to the preset value.
- 3 If necessary and for each side, the Quantron P computer corrects the outlet opening. Fluctuation in the fertiliser flow quality is instantaneously compensated.



Managing borders without leaving the tractor

- QUANTRON P lets you change from normal spreading to border spreading without disengaging the power take-off and without stopping driving: maximum comfort with no loss of time.
- Spreading to right or left: QUANTRON P reduces disc speed on the border side and modifies the drop point automatically.



Quantron P: ease of use

The Quantron P computer stands out by its ease of use, the user being helped by a menu to guide him. The large screen enables the user to rapidly view the outlet position. Opening closing the outlets is also controlled by the Quantron P computer. This control box is standard equipped with a GPS/DGPS system connection possibility.

At any time the driver has control over the outlet opening/closing, the application rate setting and border spreading.

Quantron P: a source of information and services

- ha counter, travel and spread weight counter per field,
- field counter (10),
- additional connection possibilities to other computers (ACT, N.Sensor, Agrotronix...). Ready for the future.





Flexibility - Versatility to adapt to all types of conditions



Disc supervision independent of engine and power take-off ratings

Disc movements are supervised through hydraulic valves or by connecting directly to the hydraulic pump (Load Sensing with external load detection).

- Free adjustment of disc speeds according to working width and type of fertilizer (a single disc 12 to 42 m).
- Reduce the tractor's engine speed: reduce your fuel consumption.

Driving is easy and care-free!



Compatible for GPS application rate adjustment

With an RS232 serial link, your spreading plan is followed to the letter. Benefit from your ground's best potential while saving your quantities of fertilizer. The "Right Dose" in the right place!

DPAE to adapt to all types of terrain

As well as mass control, take advantage of the DPAE system (Ground speed related application rate control system). On receiving a speed signal, QUANTRON P adapts outlet openings to ground speed).

3 ways of measuring speed:


- Either via a sensor mounted on the drive shaft of the front axle assembly;
- Or via the ISO 11786 7-pin socket available in tractors;
- Or a GPS speed sensor (e.g. Dickey John I-SPEED).



No corrosion: fairing and components in stainless steel

Stainless steel bases of hoppers, outlets, discs, protectors and built-in fairing protect the entire base of the machine.

Easy evenness adjustment:



Identify your fertilizer for proper spreading

For fertilizer of unknown origin, the identification guide classifying the different varieties of fertilizer by category, helps you to recognise the product and determine the optimal setting. KUHN Exclusive!

Spreading charts

Each machine is supplied with a spreading chart which gives the different evenness and application rate settings. They are regularly updated. Essential to optimise your "fertilizer" loads.

Website information

With the Internet (kuhn.fr), you can access all spreading charts for all countries at any time in just a few clicks. Particularly useful for finding the settings for imported products.

SPECIFICATIONS

AXERA 1102 H-EMC

Working widths	12 to 42 m* with D4 H VXR discs
Payload: (kg/lbs)	3500/7716
Basic capacity (l)	1100
Minimum filling height: according to the tractor (cm/inch.) Set horizontally on the ground (cm/inch.)	95/37" 99/39"
Hopper width / filling width (m/ft)	2.80/2.70 - 9'2" / 8'10" - with extensions
Hydraulic equipment required	1 DA with separate return, 45 l/min. at 160 bar or by direct connection with the tractor in Load Sensing mode
Weight without extension (kg/lbs)	550/1212

* For working widths exceeding 36 m, the use of fertiliser with good spreading quality is required.

Standard equipment: Centre of gravity: 53 cm - Graduated sector D.F.C. - Application rate 0.35 to 420 kg/min - Agitator with extra-slow rotation (approx. 17 min⁻¹) - Hopper, outlet bases, agitator shaft, Discs, cylinder rods all in stainless steel - Mud flaps - Discs with coated pallets - Filter - Road lighting.

TECHNICAL SPECIFICATIONS OF EXTENSIONS

	Hopper width 2.50 m/8'2"	Capacity approx. (l)	Filling height		Filling width (cm/ft)	Hopper width (cm/ft)	Extension (s) weight (kg/lbs)
			Min. according to tractor (cm/ft)	Horizontally on ground (cm/ft)			
With extension	B 713	1800	106/3'1"	110/3'6"	240/7'8"	250/8'2"	35/77
	B 910*	2000	126/4'2"	130/4'3"	240/7'8"	250/8'2"	50/110
	B 1210*	2300	137/4'6"	141/4'8"	240/7'8"	250/8'2"	70/154
* If need be, hopper extensions B 413 or B 713 can be added to the hopper extensions B 910 and B 1210.							
	Hopper width 2.80 m	Capacity approx. (l)	Filling height		Filling width (cm/ft)	Hopper width (cm/ft)	Extension (s) weight (kg/lbs)
			Min. according to tractor (cm/ft)	Horizontally on ground (cm/ft)			
With extension	GLB 903	2000	110/3'6"	1143/7"	270/8'9"	280/9'2"	60/132
	GLB 1000	2100	125/4'1"	129/4'3"	270/8'9"	280/9'2"	65/143
	GLB 1400	2500	135/4'5"	139/5"	270/8'9"	280/9'2"	80/176
	GLB 1000 + GL 700	2800	147/4'10"	151/4'9"	270/8'9"	280/9'2"	110/242
	GLB 1400 + GL 700	3200	157/4'8"	161/6'6"	270/8'9"	280/9'2"	125/276

Optional equipment: Hopper cover - Hopper extensions - On the move application rate adjustment system (AXERA M) - Fertiliser test trays - Hydraulic distributor for AXERA M (1 SA needed for outlet control) - Diverter valve for AXERA M for tractors with a single acting valve only - Parking stand or caster wheels - Border spreading discs or TELIMAT T40 limiter (AXERA M and MW) - Set of hoses for external connection with the tractor, in Load Sensing mode (AXERA H/H EMC) - Set of Cat.2 hitch ball joints (AXERA MW).

Our material is produced in accordance with the European Machinery Directive in the member states of the European Union. In countries outside the E.U., our machinery complies with the safety regulations set by the country concerned. Some safety devices may have been removed from our leaflets in order to clarify the illustration. Under no circumstances should the machine be operated without the necessary safety devices in place (as specified by the assembly instructions and operators manual). We reserve the right to change any designs, specifications or materials listed without further notice. Our models and trademarks are patented in more than one country. Machines and equipment in this leaflet can be covered by at least one patent and/or registered design. Registered trademark(s).

YOUR KUHN DEALER:

Kuhn North America
Corporate Headquarters
1501 West Seventh Avenue - P. O. Box 167
Brodhead, WI 53520-0167 USA
Tel: (608) 897-2131 Fax: (608) 897-2561
www.kuhnnorthamerica.com

KUHN FARM MACHINERY PTY. LTD
7 Manorwood Pl. - MITCHAM, 3132 VIC,
Fax : 03 9874 3462
www.kuhn.com

United Kingdom :
KUHN FARM MACHINERY (U.K.) LTD
Stafford Park 7,
TELFORD - SHROPSHIRE TF 3 3 BQ
Phone : TELFORD (01952) 239300/1/2
Fax : (01952) 290091
www.kuhn.co.uk

